

PULS does it again:
practical, versatile and reliable like
the SilverLine – yet small like
no other.

PULS

CE

UL US LISTED

CB
scheme



Data Sheet

MiniLine (Dual Output)

with DC $\pm 12V$ / $\pm 15V$ (36W)

- Mounted and connected in record time, no tools required
- World-wide approvals (UL, EN, CSA, CB Scheme) for industry and office/home
- Tiny: WxHxD = 45 x 75 x 91mm
- NEC Class 2 Power Supply
- Output voltage adjustable to DC $\pm 12V$ (without jumper) or DC $\pm 15V$ (with jumper)
- 100-240V Wide Range Input
- PULS Overload Design™ (high output overload capability)

PULS GmbH, Arabellastrasse 15, 81925 Munich
Tel. +49.(0)89.9278-244, Fax: +49.(0)89.9278-199
sales@puls-power.com, <http://www.puls-power.com>

Mini is more.

◆ Technical Data ML30.106

◆ Input

Input voltage	AC100-240V (Wide Range), 47...63 Hz Admiss. limits: AC 85...264V (DC 85...375V)
Input current	<0.65A (@ AC 100V _{in} , 36W P _{out}) <0.4A (@ AC 196V _{in} , 36W P _{out})
External fusing	not required, unit provides internal fuse (T3A15H, not accessible)
Transient immunity	Transient resistance acc. to VDE 0160 / W2 (750V/ 1.3ms), over entire load range

Hold-up time (see diagram below):

- >180ms @ AC 230V (+12V / 2A, -12V / 1A; +15V / 1,6A, -15V / 0,8A)
- >100ms @ AC 196V (+12V / 2A, -12V / 1A; +15V / 1,6A, -15V / 0,8A)
- >18ms @ AC 100V (+12V / 2A, -12V / 1A; +15V / 1,6A, -15V / 0,8A)

◆ Efficiency, Reliability

Efficiency	86% (AC 230V, 36W) (see also diagram below)
Losses	typ. 6W (AC 230V, 36W)
MTBF (Reliability)	600.000 h acc. to Siemensnorm SN29500 (symetric load / 36W, AC 230V, T _{amb} = 40°C)

Prior to shipment, every unit undergoes the following tests in order to isolate any defective units which might suffer an early failure:

- Run-in/burn-in (Full load, T_{amb} = +60°C, on/off cycle)
- Functional test (100 %)

◆ Construction, Mechanics, Installation

Robust plastic housing (US Patent No. D442, 9235), fine ventilation grid on three housing sides to keep out small parts (e.g. screws), IP20

Dimensions and weight

- W x H x D 45mm x 75mm x 91mm (+ DIN rail)
Depth incl. terminals: 98 mm (+ DIN rail)
- Weight 240 g

Mounting orientation  (cf. 'Output')

Ventilation/Cooling Normal convection, no fan required

- Free space for coolingrecom'd.: 25mm on sides with ventilation grid

Easy snap-on mounting onto the DIN-Rail (T535/7,5 or T535/15).

Unit sits safely and firmly on the rail; no tools required even to remove

Connection by Spring Clamp terminals; uniformly firm hold, vibration-resistant and maintenance-free.

Connector size range

- flexible cable 0.3-2.5mm² (28-12 AWG)
- solid cable 0.3-4mm² (28-12 AWG)
Ferrules admissible
- Wire strip length 6mm (0.24in) recommended

Design details – for your advantage:

- All terminals are easy to reach as mounted on the front panel.
- Input and output are strictly apart from each other (input below, output above) and so cannot be mixed up
- **Mounting and connection do not require any screwdriver**
→ Easy, quick, durable and reliable installation

◆ Output

Output voltage	DC ±12V (without jumper) DC ±15V (with jumper); • preset ±15V ± 0.5% with symetric load and 36W (with jumper)
Output current	0...2.8A (+12V) / 0...1.4A (-12V) 0...2.4A (+15V) / 0...1.4A (-15V) Rated total output power: 36W
Voltage regulation	stat. ±4% V _{out} dyn. ±2% V _{out} over all 0.1...2.8A (+12V) / 0.1...1.4A (-12V) • range 0.1...2.4A (+15V) / 0.1...1.4A (-15V) Rated total output power: 36W
Ripple/Noise	<50mV _{pp} (20MHz bandw., 50Ω measur.)
Overvoltage prot. (OVP)	<50V
Rated continuous loading	(see output current above); depending on built-in orientation, V _{in} and T _{amb} (convection cooling); for details see derating diagram below
Overload behaviour	PULS Overload Design™ : No switch-off at overload/short-circuit. Thus, you need no oversizing to start awkward loads.
Protection	Unit is protected against (also permanent) short-circuit, overload and open-circuit.
Derating	depending on built-in orientation; see diagram below
Power back immunity	max. ±20V
Operating indicator	Green LED (DC ON)

◆ Environmental Data, EMC, Safety

Ambient temperature range (measured 25mm below unit)

- storage/transport -25°C ... +85°C
- operation -10°C ... +70°C (for derating see diagram below)

Humidity max. 95% (without condensation)

Electromagnetic emissions (EME) EN 61000-6-3 (includes EN 61000-6-4)
Class B (EN 55011, EN 55022)

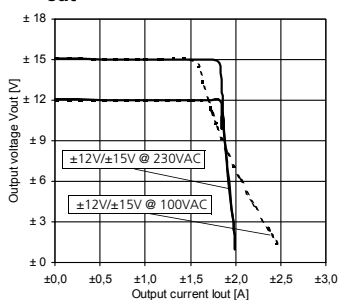
Electromagnetic immunity (EMI) EN 61000-6-2 (includes EN 61000-6-1)

Safe low voltage.: SELV (EN60950, VDE0100/T.410), PELV (EN50178)
Prot. class/degree: Class I (EN60950) / IP20 (EN60529)

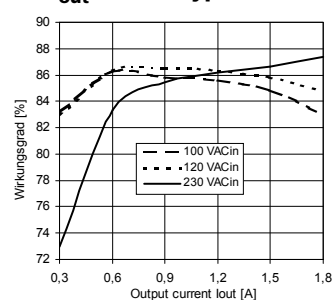
The PSU complies with all major **safety approvals** for EU (EN 60 950, EN 60204-1, EN 50178), USA (UL 60950, E137006, UL508 LISTED, E198865), Canada (CAN/CSA-C22.2 No 60950 [CUR], CAN/CSA-C22.2 No. 14 [CUL]), CB Scheme (IEC 60950).

◆ Diagrams

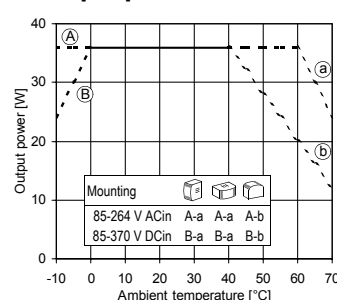
Output characteristic V_{out}/I_{out}
(@ V_{out} = ±12V / ±15V, min.)



Efficiency
(@ V_{out} = ±15V, typ.)



Derating of output power



Hold-up time with ACin
(at V_{out} = ±12V / ±15V, typ.)

